
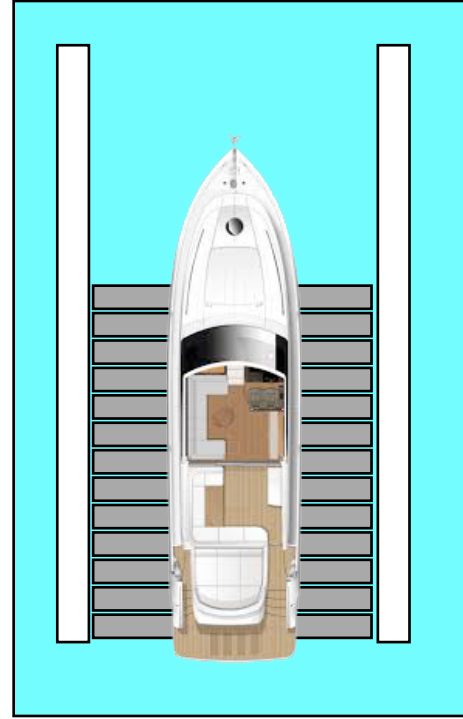
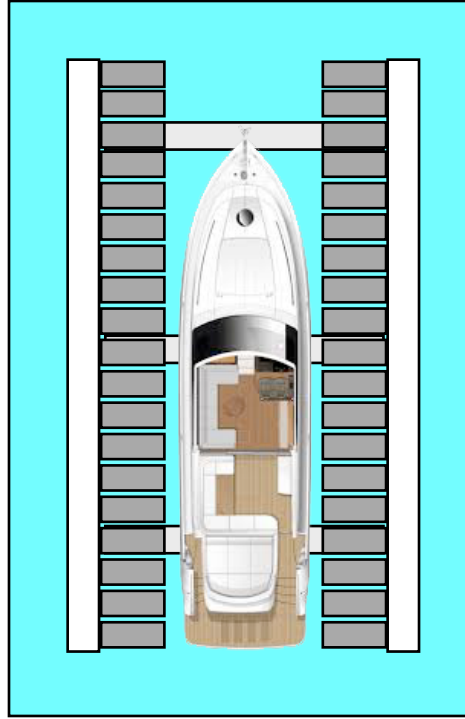
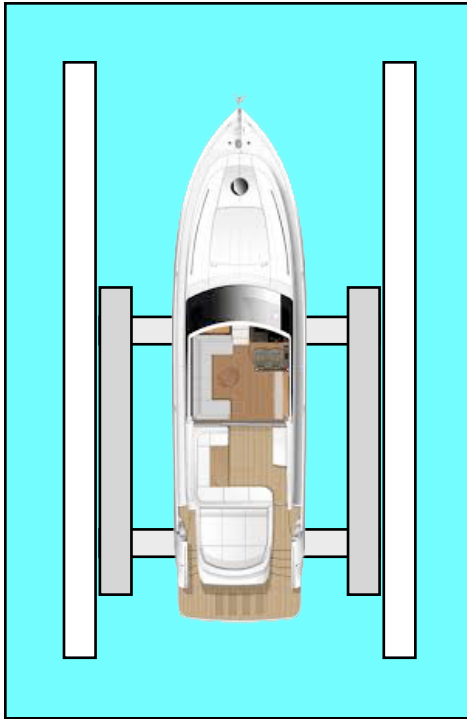


CONFIGURATION OPTIONS

ALL LIFT DIMENSIONS CAN BE ALTERED
TO MEET YOUR PROJECT REQUIREMENTS.

PHONE: (904) 819-0128
TOLL FREE (800) 688-1033



NO PROFILE CRADLE LIFT

THIS LIFT HAS NO DECKING
CATWALKS 1' WIDE X 12' LONG
PORT AND STARBOARD

THE CRADLE LIFT REQUIRES
2 OR 3 CROSS-MEMBERS
DEPENDING ON THE WEIGHT
CAPACITY AND OVERALL
LENGTH OF LIFT.

NO PROFILE HYBRID CRADLE LIFT

THE HYBRID CRADLE LIFT
WIDENS THE CATWALKS TO 2'
WIDE AND EXTENDS THE
CATWALKS TO THE FULL
LENGTH OF THE LIFT.

THE CATWALKS CAN BE MADE
WITH ALUMINUM POWDERED
NON-SKID COVERS OR
COMPOSITE DECKING.

THIS CONFIGURATION REQUIRE
3 SUPPORT CROSS-MEMBERS.

NO PROFILE HYBRID PLATFORM LIFT

THIS LIFT IS THE PERFECT
CHOICE IF OVERALL SQUARE
FOOTAGE PRESENTS A
PERMITTING ISSUE. THE
PARTIAL DECK STILL ALLOWS
EASY ACCESS TO BOARD AND
MAINTAIN YOUR VESSEL.

THIS LIFT REQUIRES 2 OR 3
CROSS-MEMBERS DEPENDING
ON THE WEIGHT CAPACITY AND
LENGTH OF LIFT

NO PROFILE PLATFORM LIFT

THE FLAGSHIP OF THE
NO PROFILE BOAT LIFTS.
THIS LIFT HAS A FULL LENGTH
DECK FOR TOTAL ACCESS TO
YOUR VESSEL.

THE MOVING PLATFORM
DIMENSIONS DEPENDS ON THE
WEIGHT AND LENGTH OF YOUR
VESSEL.

THIS LIFT REQUIRES
3 CROSS-MEMBERS.